

Mobile Business Intelligence Made Easy and More

Jacqueline Jansen
Jackie_Jansen@ibi.com
Information Builders

January 2014



IBM DB2 Web Query for IBM i

POWERED BY
Information
Builders

Agenda

- Mobile Access
- Mobile Faves App
 - Installation
 - Configuration
 - Working With
- Active Technologies on Mobile
- Creating Active Dashboards



IBM DB2 Web Query for IBM i

POWERED BY
Information
Builders

DB2 Web Query: Accessing Mobile Content

How do you access your mobile content?

- 1) Mobile Faves App for iPad, iPhone, Android
 - Native App for Web Query BI
 - Provides controlled access to Web Query content through
 - Mobile Faves portal (normal “pull”)
 - Email attachments “Open in Mobile Faves”
 - Online viewing of any real time Web Query content
- 2) eMail
 - Active Technologies or Static Reports
- 3) Mobile Favorites URL
 - DB2 Web Query mobile signon
 - Interactive / Live reporting



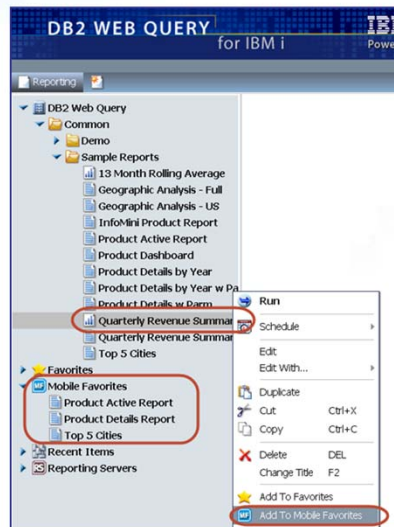
Same secure logon to Web Query & Mobile platform

IBM DB2 Web Query for IBM i

POWERED BY
Information Builders

Real Time Access from Mobile

- Adding to Mobile Favorites

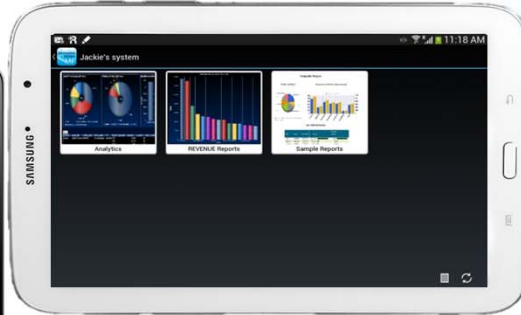
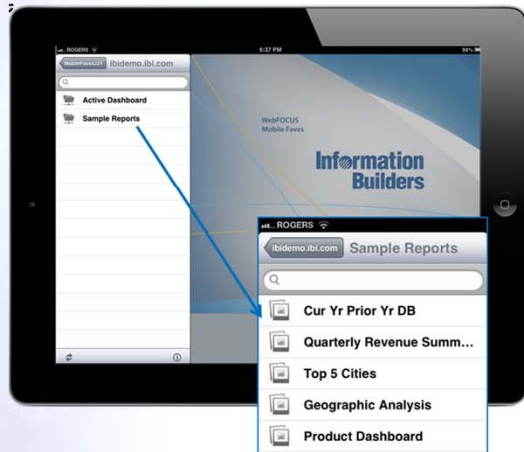


IBM DB2 Web Query for IBM i

POWERED BY
Information Builders

Viewing and Selecting Mobile Content

- All content marked as a “Mobile Favorite” for the current user will be available



IBM DB2 Web Query for IBM i

POWERED BY
Information
Builders

Mobile Faves App

- Run live Mobile Favorites reports
 - save Active and PDF results for later analysis
- Save content for offline analysis
- Open and catalogue content from email
- Email content
- AirPrint
- Cover flow navigation
- Grid View



IBM DB2 Web Query for IBM i

POWERED BY
Information
Builders

Active Technologies

Flexible, In-Depth Analysis From Any PC, Laptop, or Mobile Device

- Develop one report that can be transformed again and again without connection to the data
- Combines data and interactive analytic capabilities into a Single document that can be delivered to PCs, laptops, e-mail, or any type of mobile device.
- Users can filter, sort, calculate, chart, and perform many other advanced functions
- Offer an intuitive user interface, enabling data analysis for end users

Country	Model	Product Category	Product Type	Gross Profit	Cost of Goods Sold	Revenue
Canada	AVR-100	Receivers	Audio	\$208,494	210,600	\$419,094
	CD-100CP	CD Players and Recorders	Audio	\$176,881	268,680	\$445,561
	CD-400C	CD Players and Recorders	Audio	\$35,422	124,600	\$160,022
	CD-50SA	CD Players and Recorders	Audio	\$194,322	361,400	\$555,722
	CD-500DT	CD Players and Recorders	Audio	\$946,842	2,379,000	\$3,325,842
	CDH-200	CD Players and Recorders	Audio	\$277,207	835,800	\$1,113,007
	CDV-1400	Digital8 Camcorders	Camcorders	\$290,895	225,500	\$516,395
		MiniDV Camcorders	Camcorders	\$220,719	684,400	\$905,119
	CDV-1600	Digital8 Camcorders	Camcorders	\$137,643	117,370	\$255,013
		MiniDV Camcorders	Camcorders	\$202,797	439,930	\$642,727
	CDV-1800	Digital8 Camcorders	Camcorders	\$34,056	31,680	\$65,736
		MiniDV Camcorders	Camcorders	\$103,555	382,250	\$485,805
	CDV-3000C	Digital8 Camcorders	Camcorders	\$232,716	234,520	\$467,236
		MiniDV Camcorders	Camcorders	\$1,428,637	2,290,400	\$3,719,037
	CDV-3000CP	Digital8 Camcorders	Camcorders	\$72,369	78,540	\$150,909
		MiniDV Camcorders	Camcorders	\$312,079	833,600	\$1,145,679
	CDVD-140	DVD Camcorders	Camcorders	\$644,166	5,300,100	\$5,944,266
	CDVD-160	DVD Camcorders	Camcorders	\$578,120	2,910,000	\$3,488,120
	CDVD-180	DVD Camcorders	Camcorders	\$535,357	3,054,050	\$3,589,407
	CDVD-300C	DVD Camcorders	Camcorders	\$5,986,503	17,995,500	\$23,982,003
	CDVD-300CP	DVD Camcorders	Camcorders	\$1,768,470	6,325,000	\$8,093,470
	DC-100	Digital Cameras	Cameras	\$492,009	1,807,380	\$2,299,389

Active Technologies Enhanced for Mobile



- Ease of Development
 - Dynamic detection of the device
 - Converts to "mobile"
 - Renders appropriate content for the device



Develop Once Run Anywhere!

- Ease of Use
 - Gesturing & screen rotation
 - Embedded analysis and visualization
 - Offline interactivity

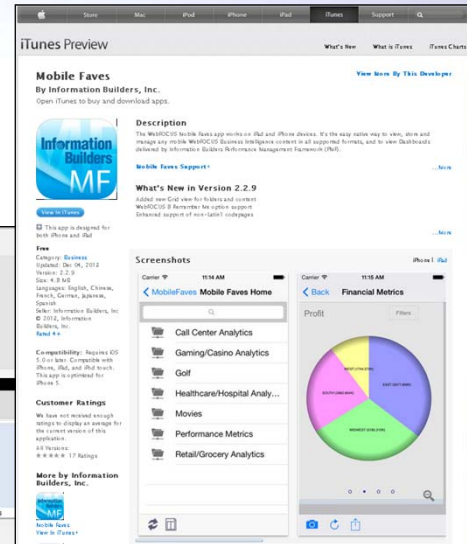
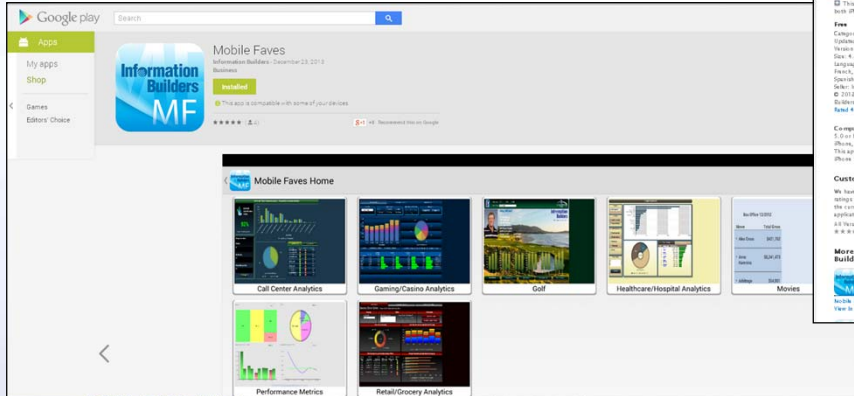


IBM DB2 Web Query for IBM i



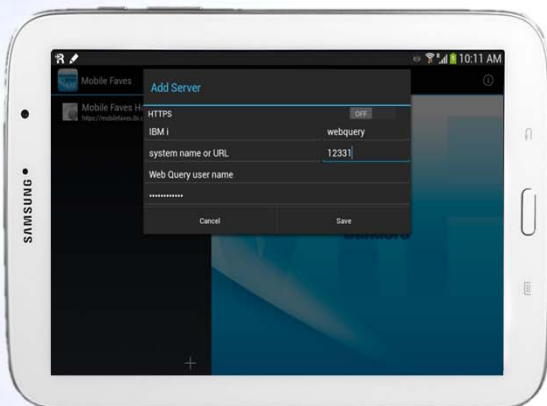
Download Mobile Faves app

- Search for mobilefaves
- Android – play.google.com
- Apple - iTunes

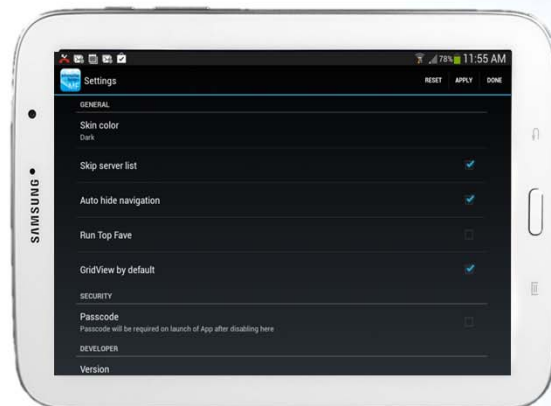


Mobile Faves Configuration

Add Server



Settings



IBM DB2 Web Query for IBM i

POWERED BY
Information Builders

A few representative slides have been included from the live demonstration.

IBM DB2 Web Query for IBM i





2012 12 08 Audio Active Report-1.html - 12-11-12 15:22

Report: Gross_Profit

Country: [All] [Canada] [France] [Germany] [Spain] [United States]

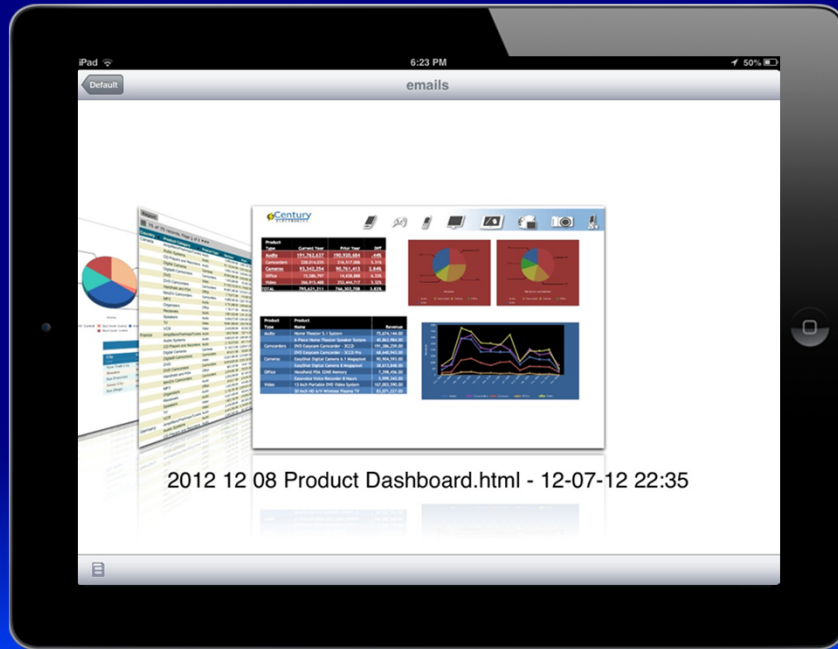
Actions: Fullscreen, Sort Ascending, Sort Descending, Filter, Calculate, Chart, Rollup, Pivot (Cross Tab), Visualize

	Gross_Profit	Cost of Goods Sold	Revenue
United States	\$22,305,020	\$8,489,800	30,794,820
United States	\$18,973,656	\$3,287,200	24,260,856
United States	\$10,296,790	\$3,622,300	13,919,090
United States	\$8,728,197	\$8,763,250	17,491,447
United States	\$6,231,088	\$15,656,000	21,887,088
United States	\$6,110,847	\$5,313,780	11,424,627
United States	\$5,603,391	\$1,218,000	16,821,391
United States	\$4,941,293	\$2,220,800	7,162,093
United States	\$4,386,492	\$2,482,920	6,869,412
United States	\$3,857,100	\$10,465,000	14,322,100
Canada	\$3,410,421	\$6,342,700	9,753,121
Canada	\$3,086,231	\$1,174,690	4,260,921
United States	\$2,914,626	\$1,581,580	4,496,206
Germany	\$2,829,952	\$5,262,400	8,091,952
United States	\$2,529,422	\$8,004,500	10,533,922
United States	\$2,301,432	\$2,884,000	5,185,432
United States	\$2,125,409	\$2,388,100	4,513,509
United States	\$1,873,476	\$5,643,000	7,516,476
Germany	\$1,856,559	\$707,410	2,563,969
United States	\$1,737,024	\$4,621,440	6,358,464
Germany	\$1,647,543	\$3,064,100	4,711,643
Canada	\$1,535,040	\$540,800	2,075,840
United States	\$1,531,530	\$1,547,000	3,078,530
Canada	\$1,434,987	\$1,440,750	2,875,737
United States	\$1,429,821	\$2,171,880	3,601,701
France	\$1,372,137	\$2,551,900	3,924,037
United States	\$1,299,578	\$1,308,300	2,607,878

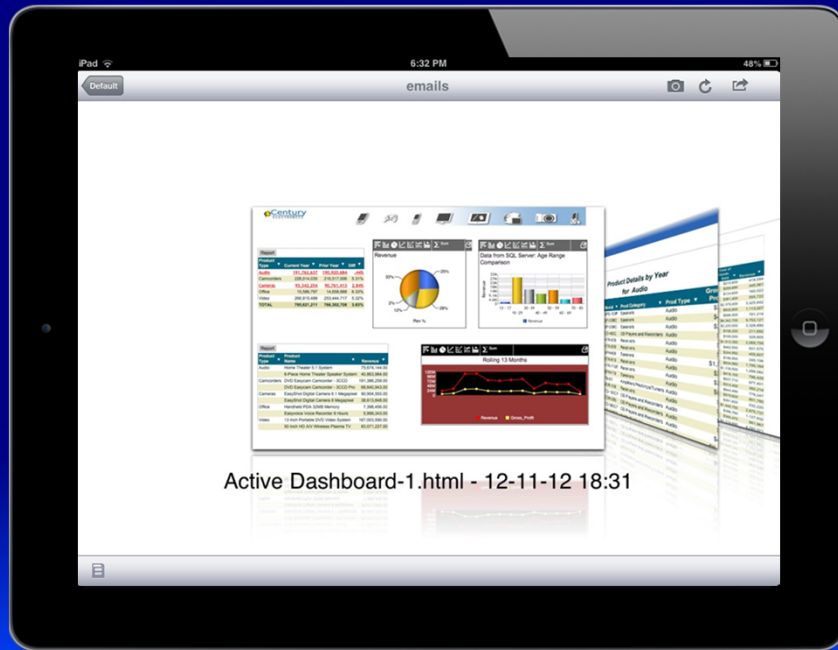
2012 12 08 Audio Active Report-1.html - 12-11-12 15:22

Product Details by Year for Audio

Country	Model	Product Category	Product Type	Gross Profit	Revenue	% of Total
United States	PT-1500	Amplifiers/PreAmps/Tuners	Audio	\$8,728,197	17,491,447	41.26%
Canada	PS-1500	Amplifiers/PreAmps/Tuners	Audio	\$1,434,987	2,875,737	6.79%
United States	PA-100	Amplifiers/PreAmps/Tuners	Audio	\$1,232,511	4,633,379	10.95%
United States	PA-2000L	Amplifiers/PreAmps/Tuners	Audio	\$937,258	3,547,338	8.37%
United States	PA-MC21	Amplifiers/PreAmps/Tuners	Audio	\$815,716	4,716,076	11.13%
France	PS-1500	Amplifiers/PreAmps/Tuners	Audio	\$936,438	1,533,928	3.62%
Spain	PS-1500	Amplifiers/PreAmps/Tuners	Audio	\$706,164	1,415,164	3.34%
France	PS-1500	Amplifiers/PreAmps/Tuners	Audio	\$622,900	1,047,960	2.47%
United States	TO-20	Amplifiers/PreAmps/Tuners	Audio	\$551,232	704,952	1.67%
Canada	PA-100	Amplifiers/PreAmps/Tuners	Audio	\$522,148	867,788	2.05%
Canada	PA-2000L	Amplifiers/PreAmps/Tuners	Audio	\$140,820	532,220	1.26%
Canada	PA-MC21	Amplifiers/PreAmps/Tuners	Audio	\$134,757	779,249	1.84%
Germany	PA-100	Amplifiers/PreAmps/Tuners	Audio	\$84,719	311,669	0.74%
Spain	PA-100	Amplifiers/PreAmps/Tuners	Audio	\$79,811	288,961	0.68%
France	PA-100	Amplifiers/PreAmps/Tuners	Audio	\$71,092	253,442	0.60%
France	PA-MC21	Amplifiers/PreAmps/Tuners	Audio	\$62,376	363,896	0.86%
Germany	PA-2000L	Amplifiers/PreAmps/Tuners	Audio	\$58,483	213,786	0.50%
Germany	PA-MC21	Amplifiers/PreAmps/Tuners	Audio	\$55,200	319,200	0.76%
France	PA-2000L	Amplifiers/PreAmps/Tuners	Audio	\$41,712	157,872	0.37%
France	TO-20	Amplifiers/PreAmps/Tuners	Audio	\$36,791	73,629	0.17%
Spain	PA-MC21	Amplifiers/PreAmps/Tuners	Audio	\$34,639	200,209	0.47%
Canada	TO-20	Amplifiers/PreAmps/Tuners	Audio	\$23,541	47,461	0.11%
Spain	PA-2000L	Amplifiers/PreAmps/Tuners	Audio	\$20,415	116,115	0.27%



2012 12 08 Product Dashboard.html - 12-07-12 22:35



Active Dashboard-1.html - 12-11-12 18:31



ROGERS 12:54 PM 82%

Mobile Favorites

Sign in

User ID:

Password:

Remember me

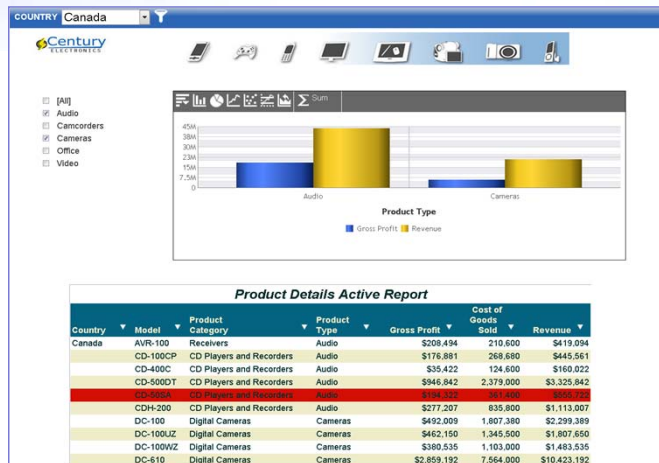
SEARCH

POWERED BY Information Builders



Creating Active Reports/Active Dashboards

Live Demonstration

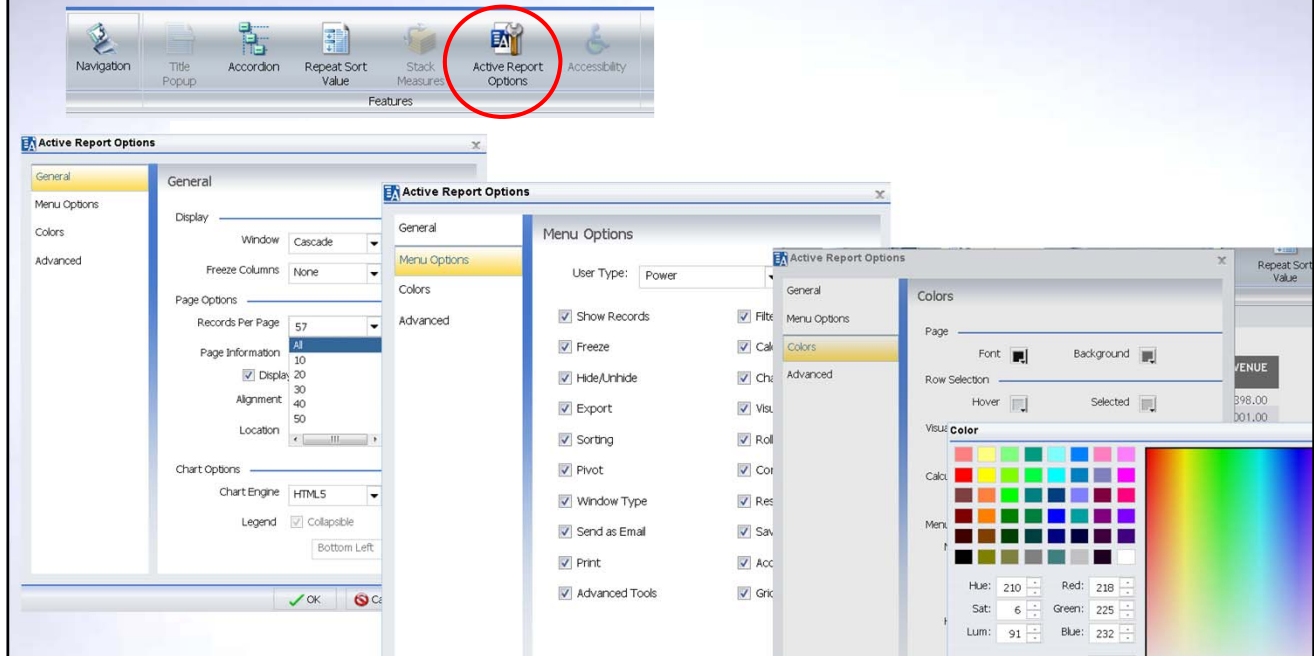


Creating an Active Report

The screenshot shows a software interface with a menu bar and a table. The 'Active Report' option in the menu is circled in red. The table below shows product details for various models and categories.

COUNTRY	MODEL	PRODUCTCATEGORY	PRODUCTTYPE	COSTOFGOODSSOLD	REVENUE
Canada	AVR-100	Receivers	Audio	210,600.00	419,094.00
	CD-100CP	CD Players and Recorders	Audio	268,680.00	445,561.00
	CD-400C	CD Players and Recorders	Audio	124,600.00	160,022.00
	CD-500DT	CD Players and Recorders	Audio	2,379,000.00	3,325,842.00
	CD-505A	CD Players and Recorders	Audio	361,400.00	545,800.00
	CDH-200	CD Players and Recorders	Audio	835,800.00	1,113,007.00
	CDV-1400	Digital8 Camcorders	Camcorders	225,500.00	2,379,000.00
		MiniDV Camcorders	Camcorders	684,400.00	684,400.00
	CDV-1600	Digital8 Camcorders	Camcorders	117,370.00	1,173,370.00
		MiniDV Camcorders	Camcorders	439,930.00	439,930.00
	CDV-1800	Digital8 Camcorders	Camcorders	31,680.00	316,800.00
		MiniDV Camcorders	Camcorders	382,250.00	382,250.00
	CDV-3000C	Digital8 Camcorders	Camcorders	234,520.00	2,345,200.00
		MiniDV Camcorders	Camcorders	2,290,400.00	2,290,400.00
	CDV-3000CP	Digital8 Camcorders	Camcorders	78,540.00	785,400.00
		MiniDV Camcorders	Camcorders	833,600.00	833,600.00
	CDVD-140	DVD Camcorders	Camcorders	5,300,100.00	5,300,100.00
	CDVD-160	DVD Camcorders	Camcorders	2,910,000.00	2,910,000.00

Active Report Options



Summary - Best of Breed Mobile BI

- Secure information access
- Active Technologies provide mobile offline analytics
- Standard Web Query content
 - reports, charts and more
- Simple workflow for ANY user on ANY device

